



**F&M GLOBAL
BAROMETERS®**

Country Conditions Analysis of LGBTQI+ Human Rights in Bangladesh

Prepared by the F&M Global Barometers

Last Updated April 13, 2026

Country Conditions Analysis of LGBTQI+ Human Rights in Bangladesh

Table of Contents

Country Conditions Analysis of LGBTQI+ Human Rights in Bangladesh	1
Table of Contents	1
Introduction	2
Methodology	2
Figure 1. GBUR/GBGR/GBTR Grading Scale	3
GBUR/GBGR/GBTR Data on Bangladesh	4
Table 1. GBUR/GBGR/GBTR 2011–2023 - Scores for Bangladesh	4
F&M Global Barometers LGBTQI+ Perception Index (GBPI)	5
Table 2. 2024 GBPI Survey Questions	5
Figure 2. 2024 GBPI - Bangladesh - Summary Responses by Question	6
Figure 3. Question 1: How safe do you feel living as a lesbian, gay, bisexual, transgender, queer and/or intersex person in your country?	7
Figure 4. Question 2: How safe do you feel gathering with other lesbian, gay, bisexual, transgender, queer and/or intersex people in public?	8
Figure 5. Question 4: How accepted do you feel as a lesbian, gay, bisexual, transgender, queer and/or intersex person by your society?	8
Figure 6. Question 4: How frequently have you experienced discrimination in your day-to-day life because you are a lesbian, gay, bisexual, transgender, queer and/or intersex person?	9
Figure 7. Question 5: How fearful are you of being arrested, harassed, or blackmailed by security forces/police because you are a lesbian, gay, bisexual, transgender, queer and/or intersex person?	10
Figure 8. Question 6: How likely are you to be a victim of violence because you are a lesbian, gay, bisexual, transgender, queer and/or intersex person?	10
Visibility	10
Table 3. 2024 GBPI - Bangladesh - Visibility of Respondents	11
Voices on the Ground	11
Conclusions	11
Notes	12

Introduction

The Franklin & Marshall Global Barometers® (FMGB) have four primary products: the F&M Global Barometer of Unified LGBT Rights™ (GBUR), the F&M Global Barometer of Gay Rights® (GBGR), the F&M Global Barometer of Transgender Rights™ (GBTR), and the F&M Global Barometers LGBTQI+ Perception Index™ (GBPI).

The GBGR and the GBTR track 27 and 17 items, respectively, to measure state and societal levels of persecution or protection of sexual orientation and gender identity minorities in 204 countries and territories. Both barometers assess five dimensions: *de facto* and *de jure* protections, the sanction or suppression of LGBT+ advocacy, socio-economic rights, and societal persecution of LGBT+ persons. The GBUR combines the items from the GBGR and GBTR (39) into a single score that reflects a comprehensive metric of the state of LGBT human rights.

The GBPI survey measures the lived human rights experiences of LGBTQI+ people worldwide through six questions on safety, acceptance, and experiences with discrimination and violence.

Methodology

The F&M Global Barometers (FMGB) combine a quantitative research design with a qualitative, real-world perspective. Fundamental principles of human rights inform the items on the barometers, which are operationalized using binary variables (1 or 0). Each item in the FMGB is weighted equally. A country will receive a one (1) if evidence supports the item in the affirmative and a zero (0) if in the negative. For example, the item “No death penalty for sexual orientation” would receive a one if there is no death penalty for sexual orientation; but if the country has the death penalty for sexual orientation, it would receive a zero.

Grades are calculated by summing the raw score for a particular year. The highest possible score on the **GBUR**, **GBGR**, and **GBTR** is 39/39, 27/27, and 17/17, respectively, and the lowest possible score is 0/39, 0/27, or 0/17. The raw score is then converted to a percentage score (0–100%) and assigned a letter grade (A–F) where 100 percent (A) is the most positive and zero percent (F) is the most negative (see below, **Figure 1**).

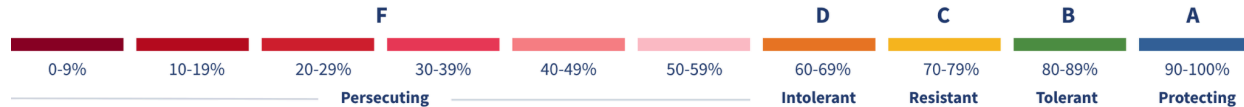


Figure 1. GBUR/GBGR/GBTR Grading Scale

GBUR/GBGR/GBTR data are collected and reviewed through a process of double-blind coding. A primary coder collects all of the sources and citations and scores each item accordingly, and then a second coder applies their own score based on the sources and citations provided by the first coder. If any discrepancies arise, the principal investigator acts as the third reviewer. This protocol expedites the review process and reduces the impact of human error or bias.

The GBUR/GBGR/GBTR comprise 5 dimensions:

The **De Jure Protections (DJ)** dimension measures the extent to which a country's constitution and laws protect the fundamental human rights of sexual orientation and gender identity (SOGI) minorities. While the a priori function of the state is to protect its citizens, states may discriminate in carrying out this responsibility by criminalizing SOGI minorities and denying them the right to serve in the military or to marry, for example.

The **De Facto Protections (DF)** dimension considers the ability of a state to implement laws that ensure the protection of SOGI minorities. It is assumed that states that do not criminalize SOGI minorities will also provide legal protections, such as freedom from arbitrary arrest or the right to a fair trial. However, negative societal attitudes and the influence of anti-LGBT+ political elites may circumvent protective laws, creating conditions where SOGI minorities are deprived of legal protections.

The **LGBT Rights Advocacy (RA)** dimension captures state sanction or suppression of SOGI minorities' attempts to organize visibly in society. Effective LGBT organization is necessary to further SOGI human rights. States, with their monopoly on legitimate force, may use police forces to protect or impede SOGI minorities' freedom of association. Because most LGBT organizations advocate for both the LGB and transgender communities, the GBTR duplicates the scores from the GBGR LGBT Rights Advocacy dimension.

The **Socio-Economic Rights (SER)** dimension is based on the International Covenant on Economic, Social, and Cultural Rights (ICESCR), signaling SOGI minorities' ability to seek and enjoy socio-economic opportunities without discrimination. Anti-discrimination laws in employment and in

access to housing and healthcare are baseline measures of a state’s commitment to protecting SOGI socio-economic rights.

The **Societal Persecution (SP)** dimension gauges whether SOGI minorities are targeted for violence or murder based on their sexual orientation or gender identity. It measures the ability of SOGI minorities to seek redress from state authorities in cases of unequal treatment or discriminatory violence. Analysis of this dimension will include commentary on the state’s ability to restore justice in such cases.

GBUR/GBGR/GBTR Data on Bangladesh

The most recent data available on Bangladesh for the GBUR, GBGR, and GBTR are from 2023 [1]. In 2023, Bangladesh’s GBUR score was an **F-Persecuting** with a grade of **10 percent**. The GBGR and GBTR were also graded as **F-Persecuting** with scores of seven percent and 18 percent, respectively. **Table 1**, below, shows the scores for the GBUR, GBGR, and GBTR from 2011 to 2023. Data on Bangladesh and other countries in the world can be found on the F&M Global Barometers’ website: <https://www.fandmglobalbarometers.org/countries/Bangladesh/>.

Table 1. GBUR/GBGR/GBTR 2011–2023 - Scores for Bangladesh

Country	Year	GBUR Score	GBUR Tolerance Cat	GBGR Score	GBGR Tolerance Cat	GBTR Score	GBTR Tolerance Cat
Bangladesh	2011	13%	F - Persecuting	11%	F - Persecuting	18%	F - Persecuting
Bangladesh	2012	13%	F - Persecuting	11%	F - Persecuting	18%	F - Persecuting
Bangladesh	2013	15%	F - Persecuting	15%	F - Persecuting	24%	F - Persecuting
Bangladesh	2014	15%	F - Persecuting	15%	F - Persecuting	24%	F - Persecuting
Bangladesh	2015	15%	F - Persecuting	11%	F - Persecuting	29%	F - Persecuting
Bangladesh	2016	15%	F - Persecuting	7%	F - Persecuting	29%	F - Persecuting
Bangladesh	2017	13%	F - Persecuting	11%	F - Persecuting	18%	F - Persecuting
Bangladesh	2018	10%	F - Persecuting	7%	F - Persecuting	18%	F - Persecuting
Bangladesh	2019	18%	F - Persecuting	11%	F - Persecuting	29%	F - Persecuting
Bangladesh	2020	15%	F - Persecuting	11%	F - Persecuting	24%	F - Persecuting
Bangladesh	2021	13%	F - Persecuting	11%	F - Persecuting	18%	F - Persecuting
Bangladesh	2022	13%	F - Persecuting	11%	F - Persecuting	18%	F - Persecuting
Bangladesh	2023	10%	F - Persecuting	7%	F - Persecuting	18%	F - Persecuting

It is important to note that the GBUR/GBGR/GBTR take a holistic approach in measuring how protective or persecuting a country is toward LGBT people. While fluctuating over the years, the GBUR and GBGR both show a net decline in scores from 2011 to 2023. Every score from every recorded year corresponds to failing grades: The overall GBUR, GBGR, and GBTR scores for Bangladesh document a government and society which are failing to protect its LGBT population. Same-sex relations remain criminalized under Section 377 of Bangladesh’s Penal Code, and there are no comprehensive protections for gender identity minorities beyond the 2013 Hijra Recognition Policy, which does not effectively safeguard against discrimination in the workplace or when accessing social services.

These scores depict the state and societal protections which may or may not exist in Bangladesh for LGBT people. To gather insight into the lived experiences of LGBT people, the F&M GBPI surveys individuals to measure how they experience these protections.

F&M Global Barometers LGBTQI+ Perception Index (GBPI)

Data discussed below are based on the 2024 F&M Global Barometers LGBTQI+ Perception Index (GBPI) [2]. The GBPI examines six questions focused on safety, safety in gathering, acceptance, experiences with discrimination, fear of arrest, harassment or blackmail by security forces, and likelihood of being a victim of violence (see below, **Table 2**, for a complete list of questions). The global survey was live from August 19, 2024 to December 19, 2024.

Table 2. 2024 GBPI Survey Questions

Question 1 (Safety): How safe do you feel living as a lesbian, gay, bisexual, transgender, queer and/or intersex person in your country?

Question 2 (Safety in Gathering): How safe do you feel gathering with other lesbian, gay, bisexual, transgender, queer and/or intersex people in public?

Question 3 (Acceptance): How accepted do you feel as a lesbian, gay, bisexual, transgender, queer and/or intersex person by your society?

Question 4 (Discrimination): How frequently have you experienced discrimination in your day-to-day life because you are a lesbian, gay, bisexual, transgender, queer and/or intersex person?

Question 5 (Fear of Police): How fearful are you of being arrested, harassed, or blackmailed by security forces/police because you are a lesbian, gay, bisexual, transgender, queer and/or intersex person?

Question 6 (Violence): How likely are you to be a victim of violence because you are a lesbian, gay, bisexual, transgender, queer and/or intersex person?

Visibility Question: Do you share with others that you are a lesbian, gay, bisexual, transgender, queer and/or intersex person?

Intersex Question: To your knowledge, were you subjected to harmful medical practices (including medically unnecessary surgeries) as a child without your consent?

The total number of respondents from Bangladesh on the 2024 GBPI was **153**. The overall GBPI score for Bangladesh in 2024 was **15 percent**, which decreased from the 2022 GBPI score of **24 percent**; both scores place Bangladesh in the **F-Persecuting** grade category. As such, the legislative landscape and the lived experiences of LGBT+ people in Bangladesh reflect a persecutory environment. The human rights experiences for LGBTQI+ people in Bangladesh can further be distilled by examining the GBPI responses by individual question. The Likert scale depicted in **Figure 2**, below, summarizes the responses by question.



Figure 2. 2024 GBPI - Bangladesh - Summary Responses by Question

For Question 1, gauging safety, **93 percent** of LGBTQI+ respondents felt very unsafe or unsafe, while only **four percent** felt safe or very safe living as a member of the LGBTQI+ community in Bangladesh. **Four percent** of survey respondents reported feeling somewhat safe (see below, **Figure 3**).



Figure 3. Question 1: How safe do you feel living as a lesbian, gay, bisexual, transgender, queer and/or intersex person in your country?

For Question 2, gauging safety in gathering, **85 percent** of LGBTQI+ respondents felt very unsafe or unsafe, while **three percent** felt safe or very safe gathering with other LGBTQI+ people in public. **Twelve** percent of individuals felt somewhat safe (see below, **Figure 4**).

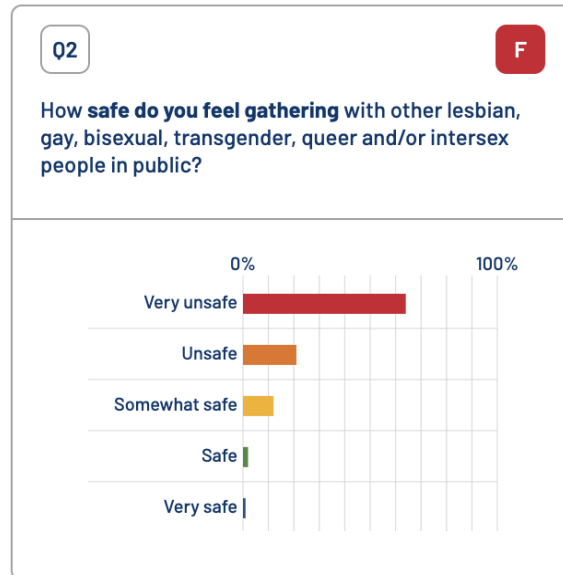


Figure 4. Question 2: How safe do you feel gathering with other lesbian, gay, bisexual, transgender, queer and/or intersex people in public?

For Question 3, gauging societal acceptance, **96 percent** of LGBTQI+ respondents never or rarely felt accepted, while only **three percent** mostly or always felt accepted by Bangladeshi society. **Two percent** felt somewhat accepted (see below, **Figure 5**).



Figure 5. Question 4: How accepted do you feel as a lesbian, gay, bisexual, transgender, queer and/or intersex person by your society?

For Question 4, **74 percent** of LGBTQI+ respondents always or frequently experienced discrimination in their day-to-day life because of their LGBTQI+ identity, while **eight percent** indicated that they rarely or never experienced discrimination. **Nineteen percent** sometimes experienced discrimination (see below, **Figure 6**).

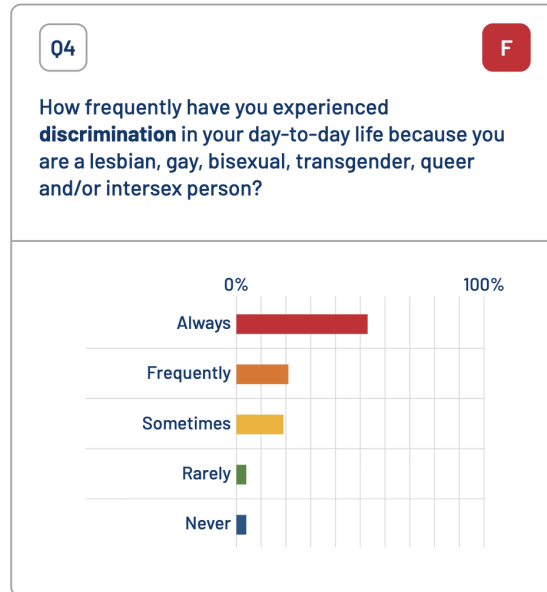


Figure 6. Question 4: How frequently have you experienced discrimination in your day-to-day life because you are a lesbian, gay, bisexual, transgender, queer and/or intersex person?

For Question 5, **83 percent** of LGBTQI+ respondents were very fearful or fearful of being arrested, harassed or blackmailed by security forces/police because of their LGBTQI+ identity, while **eight percent** were not fearful or not at all fearful. **Ten percent** were somewhat fearful (see below, **Figure 7**).

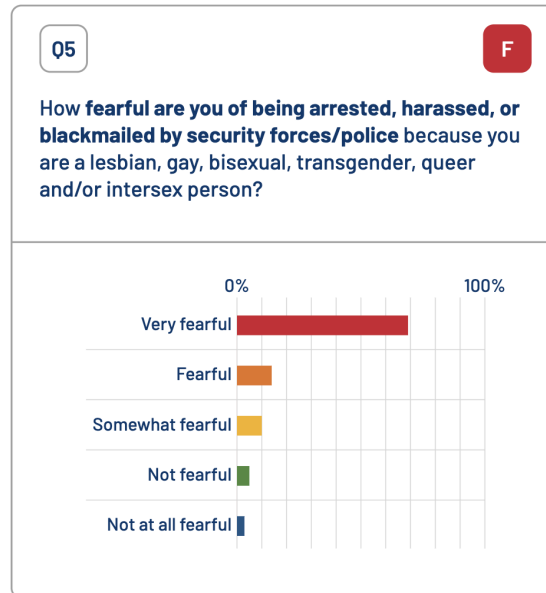


Figure 7. Question 5: How fearful are you of being arrested, harassed, or blackmailed by security forces/police because you are a lesbian, gay, bisexual, transgender, queer and/or intersex person?

And finally, for Question 6, **79 percent** of LGBTQI+ respondents indicated that they were very likely or likely to be a victim of violence because of their LGBTQI+ identity. **Six percent** indicated that they were unlikely or very unlikely to be victims of violence, while **14 percent** indicated that they were somewhat likely to be victims of violence (see below, **Figure 8**).

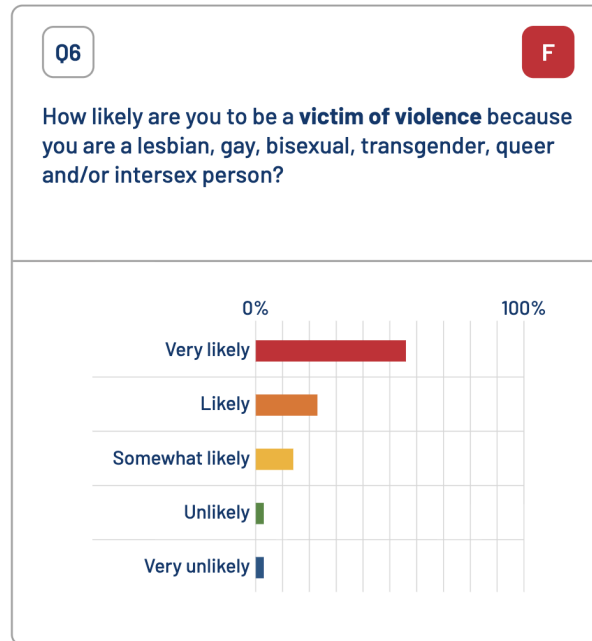


Figure 8. Question 6: How likely are you to be a victim of violence because you are a lesbian, gay, bisexual, transgender, queer and/or intersex person?

Visibility

It is also important to note how comfortable individual members of the LGBTQI+ community in Bangladesh felt about disclosing their LGBTQI+ identity. Respondents were asked to comment on whether they shared with others that they were a member of the LGBTQI+ community. The results in **Table 3**, below, indicate that **63 percent** of respondents **never or rarely** shared their LGBTQI+ identity with others, while only **10 percent** often or always shared their LGBTQI+ identity with others.

Table 3. 2024 GBPI - Bangladesh - Visibility of Respondents

Breakdown by Visibility	# of respondents	Visibility by %
Never	52	34%
Rarely	44	29%
Sometimes	40	26%
Often	10	7%
Always	5	3%
Total Respondents	151	100%

Voices on the Ground

Many GBPI survey respondents from Bangladesh commented on their experiences as LGBT+ individuals. One anonymous respondent, self-identified as a gay, non-binary individual between the ages of 18 and 25 and residing in a city, reflected on their own position in society in relation to their identity: *“I want to get a safe and secure life. Gender and sexuality is not in my hand, but my work is. So I should be judged by my work[,] not by my identity. Above all I [want to] lead a secure life, because here, our...law is against us, as [an] LGBTQ member.”*

The above respondent expresses frustration at being judged on the basis of identity rather than conduct. Since the GBPI concluded in December 2024, Bangladesh has recorded hundreds of human rights violations committed against LGBTQI+ citizens. These include murders, physical assaults, arbitrary arrests, extortion, and exclusion from social and institutional systems [3]. Results from questions five and six of the GBPI (see **Figure 7** and **Figure 8**, above) support these findings, indicating high levels of fear toward state security forces and high perceptions of likelihood of victimization. LGBTQI+ Bangladeshis do not feel secure in their country, as shown by the 93 percent of respondents who reported feeling very unsafe or unsafe living as an LGBTQI+ person in Bangladesh (see above, **Figure 3**).

Conclusions

The Bangladeshi government and society fail to protect its LGBT+ community. Both the state and society are persecutory toward members of the LBGT+ community. These conclusions are supported primarily by evidence from the F&M Global Barometers 2023 and 2024 data.

Notes

[1] F&M Global Barometers. *F&M Global Barometer of Unified LGBT Rights, 2011-2023*. Dataset, Version 3. 2025, F&M Global Barometers, <https://www.fandmglobalbarometers.org/gbur-results>.

[2] F&M Global Barometers. *F&M Global Barometers LGBTQI+ Perception Index, 2022 & 2024*. Dataset, Version 2. 2025, F&M Global Barometers, <https://www.fandmglobalbarometers.org/gbpi-results>.

[3] Stewart, Colin, Erasing 76Crimes, “Bangladesh grows even more dangerous for its LGBTQI+ citizens,” April 7, 2026, <https://76crimes.com/2026/04/07/bangladesh-grows-even-more-dangerous-for-its-lgbtqi-citizens/>.